

Go For The Gold!

And Trade With The "Applied Reality Trading®" System



The ART® "Home-Study Course":

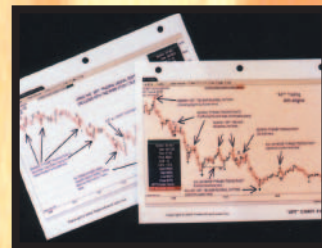
Includes 4-Week Course "Study Manual", "Workbook" And "Video Tape Series"; 80 Full-Color "ART® Charts"; "CD-ROM Tutorial"; CD-ROM "Demo Disk"; 3-Months "E-Mail Support"; And Private "ART® Orientation". **PLUS:** You Get The "Trade Size Calculator" Software And "Sunrise Trading Journal". Course Contents Are Subject To Change. Please Call For The Latest Course Contents. **NOTE:** ART® "Charting Software" Sold Separately.



ART® Software Works With eSignal Or TradeStation Data



"Sunrise Trading Journal"



80 Full-Color ART® Charts

The ART® "Charting Software":

Is Sold Separately From The ART® "Home-Study Course" And Requires User To Have A Current Data Subscription With eSignal Or TradeStation. There Are Computer Equipment Requirements In Order For The User To Generate Charts. Please Call For The Latest Specifications.



TradersCoach.com®

Trade With The Pros!

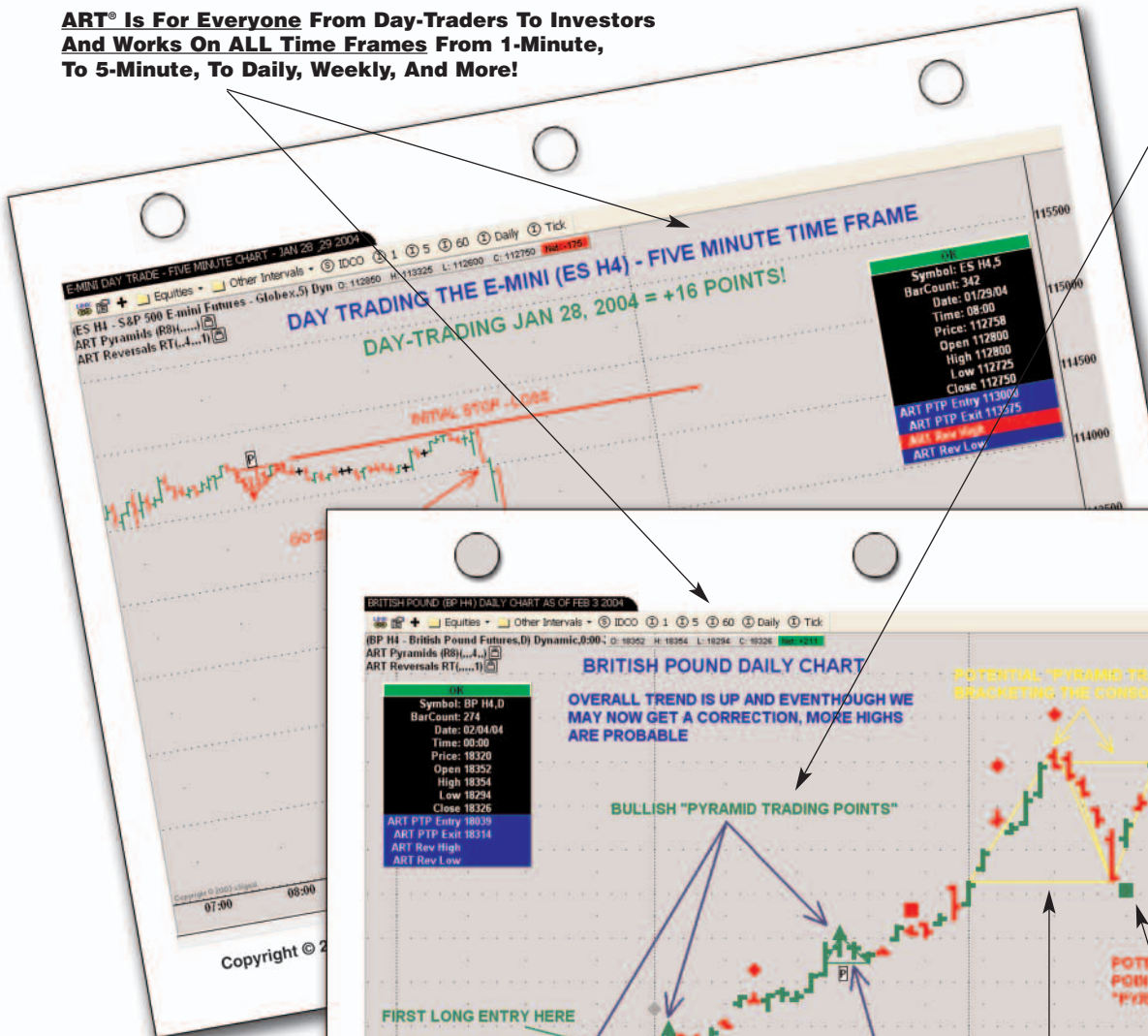
1 (858) 695-0592

www.TradersCoach.com

ART® WORKS WITH STOCKS, OPTIONS, BONDS, FUTURES, CURRENCIES & FOREX- AND ART® WORKS ON ALL TIME FRAMES!

**ART® Is For Everyone From Day-Traders To Investors
And Works On ALL Time Frames From 1-Minute,
To 5-Minute, To Daily, Weekly, And More!**

With ART®
Advanced “Audio
Technology” A Voice
Will Literally Tell You
“...**Bullish Pyramid
Trading Point Entry
Now...**” So You Can
Monitor Your Trades
By Listening For
“Entry” And “Exit”
Opportunities .



**Red Bearish
“Minor” Pyramid
Trading Point®.**



ART® CHART #29

“ART® CHART” LEGEND:

Green	Bullish ART® Signal
Red	Bearish ART® Signal
Yellow	Potential ART® Signal (Not Confirmed Yet)
Grey	Voided ART® Signal
P	Primary “Pyramid Trading Point®”
MP	Minor “Pyramid Trading Point®”
Diamond	ART® One-Bar Reversal
Square	ART® Two-Bar Reversal

NOTE: The above “ART® Chart” Legend outlines the default meanings for the eSignal version of the ART® “Charting Software”. The charts illustrated above were created using the eSignal platform. (The look of TradeStation charts are slightly different but contain the same information.)

**ART® Calculates
Stop-Loss Exits
Based On Market
Dynamics Not On
An Arbitrary Dollar
Amount. Then -
ART® Adjusts Your
Stop-Loss Exit As
The Market Moves
- Locking In Profit!**

**Yellow Potential
Pyramid Trading Point®
Will Change To Green
(Bullish) When
Confirmed By Market
Dynamics (Or Will
Disappear If Not
Confirmed.)**

**Green Bullish
ART® Two-Bar
Reversal “Add-
On” Signal.**

HERE'S WHAT EVERYONE IS SAYING ABOUT ART®:

“...ART® is going great...I am making money every day...”

Rohit G., Illinois
ART® Student

“The trading techniques discussed in the ART® course are unique, and the examples all look profitable and simple to implement.”

Jayanthi Gopalakrishnan
Editor, Stocks & Commodities Magazine



“TradersWorld Magazine highly recommends the ART® ‘Home-Study Course’ and ‘Charting Software’!”

Larry Jacobs
Editor-In-Chief, TradersWorld Magazine

“I have received the new ART® ‘Study Manual’ and I wish to congratulate you on how you have set it out in various sectors. Most easy to refer to on any facet. Great work!”

John M., Australia
ART® Student

“Thanks for the great info contained in the ART® course. I like the way the software is programmed.”

Mohammed N., Saudi Arabia
ART® Student

“...I have studied the ART® course...it is very useful indeed...I manage about 500 million British Pounds personally...”

Richard W., UK
ART® Student & Institutional UK Fund Manager

LEARN TO TRADE THE REALITIES OF THE MARKET WITH ART®!

ART® “HOME-STUDY COURSE”

In a 4-Week intensive study format, you’ll learn everything from money management, trading psychology and advanced techniques to technical specifics on what trading signals work best for your personality, experience level and trading style.

Utilizing a variety of training materials, the ART® “Home-Study Course” is the most comprehensive training program available today!
NOTE: ART® “Charting Software” sold separately.

ART® “INTRODUCTORY COURSE”


If you’d rather “Test-Drive” the ART® program first, we’ve developed, the ART® “Introductory

Course”. In an on-line quick study format, you will learn the basics needed to trade using the ART® “Charting Software”.

PLUS: This ART® “Introductory Course” comes complete with a “30-Day Trial” lease to the ART® “Charting Software” and unlimited “E-Mail Support” during your trial. It is the perfect introduction to the ART® philosophy!

CALL (858) 695-0592

Call us now for your **FREE** “Charting Software” Demo Disk! or visit the website www.TradersCoach.com.



ALSO INCLUDED IN THE ART® “HOME-STUDY COURSE”:

ART®
Applied Reality Trading®
Home-Study Course
Featuring The “Pyramid Trading Point™” Indicator

TRADE SIZE CALCULATOR
Special Pull-Out Section

TradersCoach.com
Trade With The Pool!

ART®
Applied Reality Trading®
Home-Study Course
Featuring The “Pyramid Trading Point™” Indicator

ART ORIENTATION
Special Pull-Out Section

TradersCoach.com
Trade With The Pool!

ART®
Applied Reality Trading®
Home-Study Course
Featuring The “Pyramid Trading Point™” Indicator

E-MAIL SUPPORT
Special Pull-Out Section

TradersCoach.com
Trade With The Pool!

ART®
Applied Reality Trading®
Home-Study Course
Featuring The “Pyramid Trading Point™” Indicator

THE TRADER’S ASSISTANT
Special Pull-Out Section

TradersCoach.com
Trade With The Pool!

ART®
Applied Reality Trading®
Home-Study Course
Featuring The “Pyramid Trading Point™” Indicator

QUICK-START PROGRAM
Special Pull-Out Section

TradersCoach.com
Trade With The Pool!

ART[®]

Works On All Time-Frames And In Any Market




THE “ART[®] METHODOLOGY”

The ART[®], Applied Reality Trading[®], methodology is built on a philosophy of utilizing only the “Realities” of the financial markets in determining potential trading “Entries” and “Exits”. Simply, the ART[®] “Home-Study Course” and the ART[®] “Introductory Course” teach you how to trade the current market as it is happening without destructive “Opinions.”

THE ART[®] “CHARTING SOFTWARE”

The ART[®] “Charting Software” incorporates the “ART[®] Methodology” and is a sophisticated tool enabling you to trade the “Truths” of the market. The signals that the ART[®] “Charting Software” display will work on all time frames and in any market.

You can customize the “Applied Reality Trading[®]” system by selecting from these ART[®] trading signals to make the ART[®] System compatible with your unique trading style, personality and level of experience. The ART[®] “Charting Software” will create charts illustrating potential “Entries” and “Exits” and it incorporates advanced “Audio Technology”. That means you can actually hear a voice tell you when a potential ART[®] trade “Entry” or “Exit” is triggered as you trade the live market!



TradersCoach.com
2005 WINNER!

GO ON-LINE TO WWW.TRADERSCOACH.COM.

The TradersCoach.com website is packed with valuable information and current “Demos” of the ART[®] “Charting Software” in action - go on-line today!